



Congressional District 1



Children

18.4%

Children (5-17 years old) speak a language other than English



20%
Hispanic
Children

3.5%

Children are uninsured



Families

Children with working parents

93.6%

Children in poverty

14,034 = 8.9%

Children living with a single parent

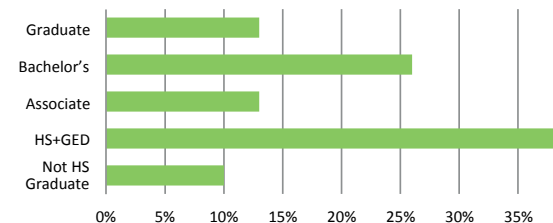


24%



Community

Educational Attainment for Adults, 25-34 years old



4.4%

Youth (16-19 years old) not in school & not working

51%

Adults voted in last election

LEARN MORE

- Median family income
- Grandchildren in care of grandparents
- Typical earned income tax credit (EITC) received

- Children living in households with Supplemental Security Income (SSI), cash public assistance income, or Food Stamp/SNAP benefits
- Adults attended public meeting on town or school affairs

Go to: <http://arcg.is/1MCaBWS>

Source: 2015 NYS Touchstones KIDS COUNT Data Book, Council on Children and Families.



Congressional District 2



Children

22.8%

Children (5-17 years old) speak a language other than English



28%
Hispanic
Children

3.9%

Children are uninsured



Families

Children with working parents

94.2%

Children in poverty

12,705 = 7.7%

Children living with a single parent

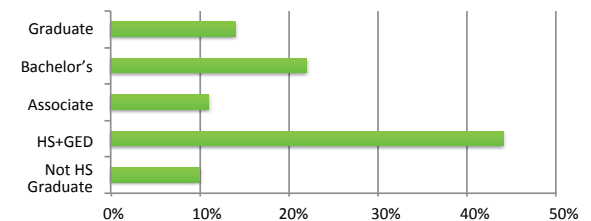


26%



Community

Educational Attainment for Adults, 25-34 years old



3.7%

Youth (16-19 years old) not in school & not working

48%

Adults voted in last election

LEARN MORE

- Median family income
- Grandchildren in care of grandparents
- Typical earned income tax credit (EITC) received

- Children living in households with Supplemental Security Income (SSI), cash public assistance income, or Food Stamp/SNAP benefits
- Adults attended public meeting on town or school affairs

Go to: <http://arcg.is/1MCaBWS>



Congressional District 3



Children

24.3%

Children (5-17 years old) speak a language other than English



13%
Hispanic
Children

2.9%

Children are uninsured



Families

Children with working parents

96.5%

Children in poverty

9,691 = 6%

Children living with a single parent

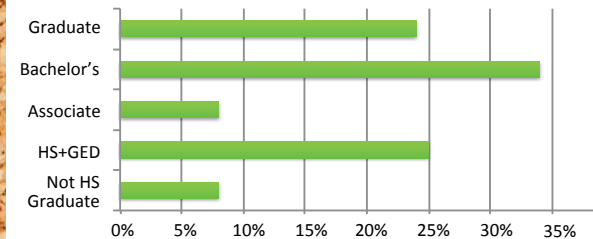


14%



Community

Educational Attainment for Adults, 25-34 years old



3.9%

Youth (16-19 years old) not in school & not working

55%

Adults voted in last election

LEARN MORE

- Median family income
- Grandchildren in care of grandparents
- Typical earned income tax credit (EITC) received

- Children living in households with Supplemental Security Income (SSI), cash public assistance income, or Food Stamp/SNAP benefits
- Adults attended public meeting on town or school affairs

Go to: <http://arcg.is/1MCaBWS>



Congressional District 4



Children

26.7%

Children (5-17 years old) speak a language other than English



24%
Hispanic
Children

4.4%

Children are uninsured



Families

Children with working parents

95.5%

Children in poverty

17,660 = 11%

Children living with a single parent

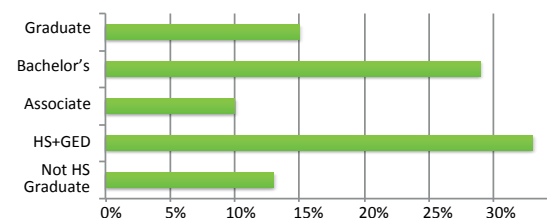


25%



Community

Educational Attainment for Adults, 25-34 years old



3.2%

Youth (16-19 years old) not in school & not working

50%

Adults voted in last election

LEARN MORE

- Median family income
- Grandchildren in care of grandparents
- Typical earned income tax credit (EITC) received

- Children living in households with Supplemental Security Income (SSI), cash public assistance income, or Food Stamp/SNAP benefits
- Adults attended public meeting on town or school affairs

Go to: <http://arcg.is/1MCaBWS>

Source: 2015 NYS Touchstones KIDS COUNT Data Book, Council on Children and Families.



Congressional District 5



Children

30.4%

Children (5-17 years old) speak a language other than English



23%
Hispanic
Children

4.8%

Children are uninsured



Families

Children with working parents

91.4%

Children in poverty

38,625 = 22%

Children living with a single parent

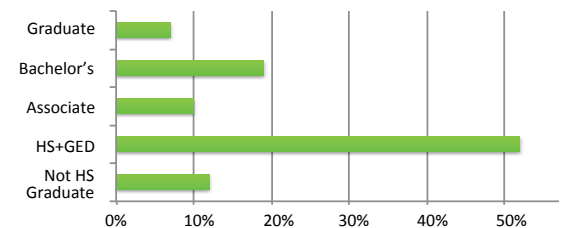


44%



Community

Educational Attainment for Adults, 25-34 years old



4.5%

Youth (16-19 years old) not in school & not working

39%

Adults voted in last election

LEARN MORE

- Median family income
- Grandchildren in care of grandparents
- Typical earned income tax credit (EITC) received

- Children living in households with Supplemental Security Income (SSI), cash public assistance income, or Food Stamp/SNAP benefits
- Adults attended public meeting on town or school affairs

Go to: <http://arcg.is/1MCaBWS>

Source: 2015 NYS Touchstones KIDS COUNT Data Book, Council on Children and Families.



Congressional District 6



Children

62.3%

Children (5-17 years old) speak a language other than English



23%
Hispanic
Children

6.2%

Children are uninsured



Families

Children with working parents

94.2%

Children in poverty

23,092 = 17.3%

Children living with a single parent

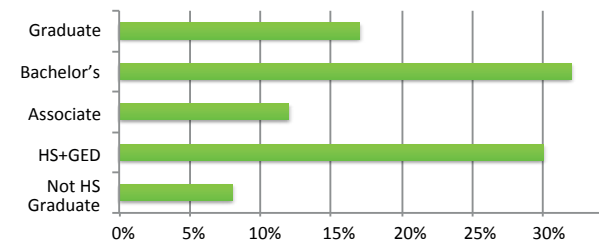


19%



Community

Educational Attainment for Adults, 25-34 years old



5.4%

Youth (16-19 years old) not in school & not working

34%

Adults voted in last election

LEARN MORE

- Median family income
- Grandchildren in care of grandparents
- Typical earned income tax credit (EITC) received

- Children living in households with Supplemental Security Income (SSI), cash public assistance income, or Food Stamp/SNAP benefits
- Adults attended public meeting on town or school affairs

Go to: <http://arcg.is/1MCaBWS>



New York's Congressional District 7



Children

68%

Children (5-17 years old) speak a language other than English



48%
Hispanic
Children

3.4%

Children are uninsured



Families

Children with working parents

89.3%

Children in poverty

71,020 = 40%

Children living with a single parent

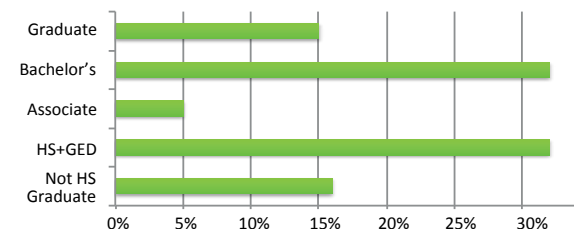


37%



Community

Educational Attainment for Adults, 25-34 years old



7.6%

Youth (16-19 years old) not in school & not working

33%

Adults voted in last election

LEARN MORE

- Median family income
- Grandchildren in care of grandparents
- Typical earned income tax credit (EITC) received

- Children living in households with Supplemental Security Income (SSI), cash public assistance income, or Food Stamp/SNAP benefits
- Adults attended public meeting on town or school affairs

Go to: <http://arcg.is/1MCaBWS>

Source: 2015 NYS Touchstones KIDS COUNT Data Book, Council on Children and Families.



Congressional District 8



Children

29%

Children (5-17 years old) speak a language other than English



22%
Hispanic
Children

4.2%

Children are uninsured



Families

Children with working parents

83.8%

Children in poverty

55,108 = 35%

Children living with a single parent

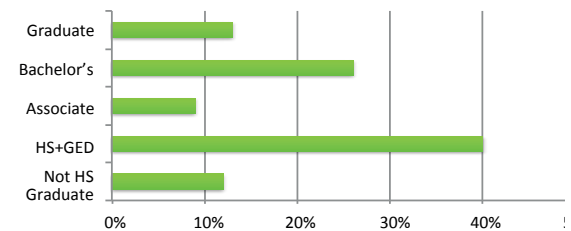


55%



Community

Educational Attainment for Adults, 25-34 years old



8.7%

Youth (16-19 years old) not in school & not working

37%

Adults voted in last election

LEARN MORE

- Median family income
- Grandchildren in care of grandparents
- Typical earned income tax credit (EITC) received

- Children living in households with Supplemental Security Income (SSI), cash public assistance income, or Food Stamp/SNAP benefits
- Adults attended public meeting on town or school affairs

Go to: <http://arcg.is/1MCaBWS>

Source: 2015 NYS Touchstones KIDS COUNT Data Book, Council on Children and Families.



Congressional District 9



Children

30.2%

Children (5-17 years old) speak a language other than English



13%
Hispanic
Children

3.5%

Children are uninsured



Families

Children with working parents

89.1%

Children in poverty

46,232 = 28%

Children living with a single parent

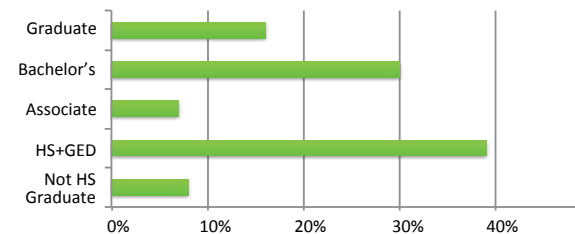


47%



Community

Educational Attainment for Adults, 25-34 years old



9.2%

Youth (16-19 years old) not in school & not working

36%

Adults voted in last election

LEARN MORE

- Median family income
- Grandchildren in care of grandparents
- Typical earned income tax credit (EITC) received

- Children living in households with Supplemental Security Income (SSI), cash public assistance income, or Food Stamp/SNAP benefits
- Adults attended public meeting on town or school affairs

Go to: <http://arcg.is/1MCaBWS>



Congressional District 10



Children

57.6%

Children (5-17 years old) speak a language other than English



15%
Hispanic
Children

2.3%

Children are uninsured



Families

Children with working parents

94.8%

Children in poverty

37,238 = 27%

Children living with a single parent

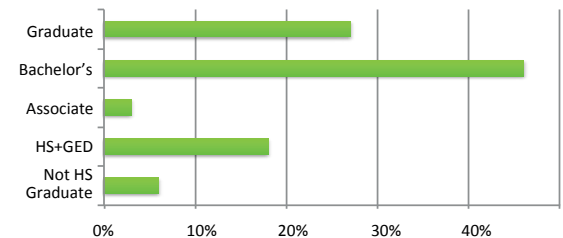


14%



Community

Educational Attainment for Adults, 25-34 years old



4.6%

Youth (16-19 years old) not in school & not working

45%

Adults voted in last election

LEARN MORE

- Median family income
- Grandchildren in care of grandparents
- Typical earned income tax credit (EITC) received

- Children living in households with Supplemental Security Income (SSI), cash public assistance income, or Food Stamp/SNAP benefits
- Adults attended public meeting on town or school affairs

Go to: <http://arcg.is/1MCaBWS>

Source: 2015 NYS Touchstones KIDS COUNT Data Book, Council on Children and Families.



New York's Congressional District 11



Children

35.1 %

Children (5-17 years old) speak a language other than English



22%
Hispanic
Children

3.1 %

Children are uninsured



Families

Children with working parents

90%

Children in poverty

29,670 = 18%

Children living with a single parent

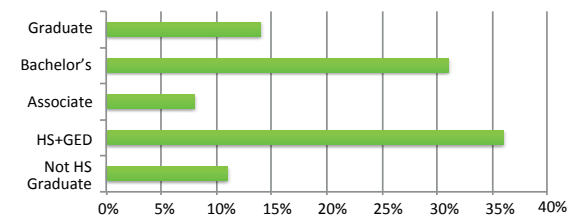


28%



Community

Educational Attainment for Adults, 25-34 years old



4.8%

Youth (16-19 years old) not in school & not working

38%

Adults voted in last election

LEARN MORE

- Median family income
- Grandchildren in care of grandparents
- Typical earned income tax credit (EITC) received

- Children living in households with Supplemental Security Income (SSI), cash public assistance income, or Food Stamp/SNAP benefits
- Adults attended public meeting on town or school affairs

Go to: <http://arcg.is/1MCaBWS>

Source: 2015 NYS Touchstones KIDS COUNT Data Book, Council on Children and Families.



Congressional District 12



Children

41.9%

Children (5-17 years old) speak a language other than English



21%
Hispanic
Children

2.9%

Children are uninsured



Families

Children with working parents

94.6%

Children in poverty

11,146 = 14%

Children living with a single parent

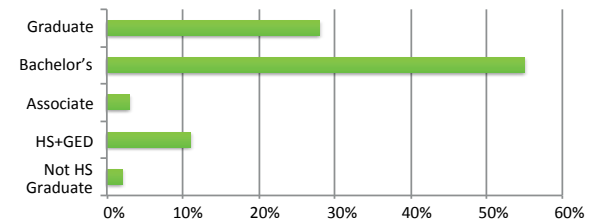


24%



Community

Educational Attainment for Adults, 25-34 years old



3.6%

Youth (16-19 years old) not in school & not working

52%

Adults voted in last election

LEARN MORE

- Median family income
- Grandchildren in care of grandparents
- Typical earned income tax credit (EITC) received

- Children living in households with Supplemental Security Income (SSI), cash public assistance income, or Food Stamp/SNAP benefits
- Adults attended public meeting on town or school affairs

Go to: <http://arcg.is/1MCaBWS>



Congressional District 13



Children

59.9%

Children (5-17 years old) speak a language other than English



61%
Hispanic
Children

5.1%

Children are uninsured



Families

Children with working parents

82.4%

Children in poverty

62,404 = 40%

Children living with a single parent

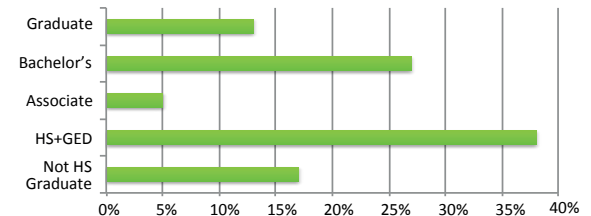


62%



Community

Educational Attainment for Adults, 25-34 years old



8.6%

Youth (16-19 years old) not in school & not working

32%

Adults voted in last election

LEARN MORE

- Median family income
- Grandchildren in care of grandparents
- Typical earned income tax credit (EITC) received

- Children living in households with Supplemental Security Income (SSI), cash public assistance income, or Food Stamp/SNAP benefits
- Adults attended public meeting on town or school affairs

Go to: <http://arcg.is/1MCaBWS>



Congressional District 14



Children

65.8%

Children (5-17 years old) speak a language other than English



58%
Hispanic
Children

4.7%

Children are uninsured



Families

Children with working parents

91.2%

Children in poverty

37,458 = 26%

Children living with a single parent

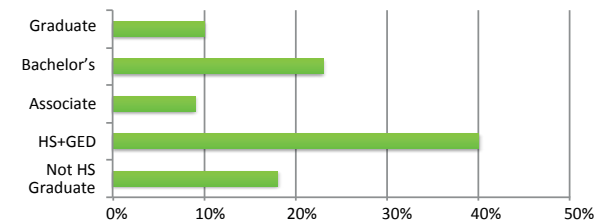


43%



Community

Educational Attainment for Adults, 25-34 years old



9.4%

Youth (16-19 years old) not in school & not working

30%

Adults voted in last election

LEARN MORE

- Median family income
- Grandchildren in care of grandparents
- Typical earned income tax credit (EITC) received

- Children living in households with Supplemental Security Income (SSI), cash public assistance income, or Food Stamp/SNAP benefits
- Adults attended public meeting on town or school affairs

Go to: <http://arcg.is/1MCaBWS>

**New
York's**

Congressional District 15



Children

61%

Children (5-17 years old) speak
a language other than English



68%
Hispanic
Children

4%

Children are uninsured



Families

Children with working parents

77%

Children in poverty

107,593 = 52%

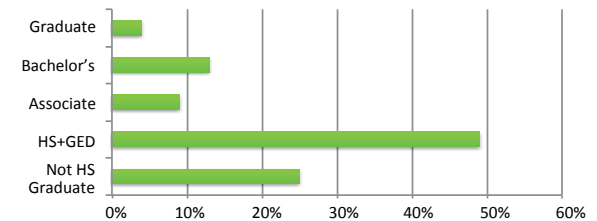
Children living
with a
single parent

70%



Community

Educational Attainment for
Adults, 25-34 years old



9.2%

Youth (16-19 years old) not in
school & not working

28%

Adults voted in last election

LEARN MORE

- Median family income
- Grandchildren in care of grandparents
- Typical earned income tax credit (EITC) received

- Children living in households with Supplemental Security Income (SSI), cash public assistance income, or Food Stamp/SNAP benefits
- Adults attended public meeting on town or school affairs

Go to: <http://arcg.is/1MCaBWS>

Source: 2015 NYS Touchstones KIDS COUNT Data Book, Council on Children and Families.



Congressional District 16



Children

29.7%

Children (5-17 years old) speak a language other than English



30%
Hispanic
Children

3.8%

Children are uninsured



Families

Children with working parents

90.3%

Children in poverty

32,521 = 19%

Children living with a single parent

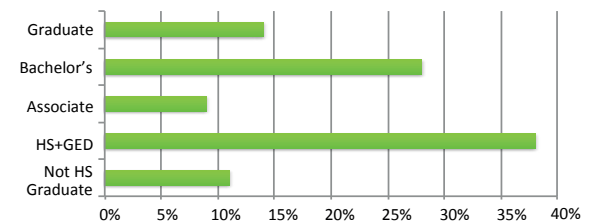


41%



Community

Educational Attainment for Adults, 25-34 years old



5.3%

Youth (16-19 years old) not in school & not working

45%

Adults voted in last election

LEARN MORE

- Median family income
- Grandchildren in care of grandparents
- Typical earned income tax credit (EITC) received

- Children living in households with Supplemental Security Income (SSI), cash public assistance income, or Food Stamp/SNAP benefits
- Adults attended public meeting on town or school affairs

Go to: <http://arcg.is/1MCaBWS>



Congressional District 17



Children

35.6%

Children (5-17 years old) speak a language other than English



24%
Hispanic
Children

3.6%

Children are uninsured



Families

Children with working parents

95.9%

Children in poverty

31,462 = 17%

Children living with a single parent

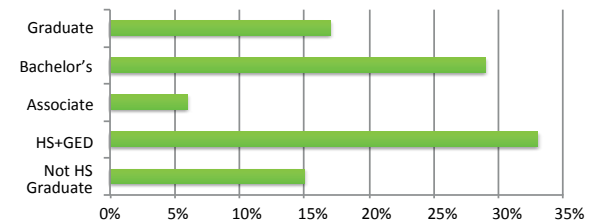


21%



Community

Educational Attainment for Adults, 25-34 years old



4.7%

Youth (16-19 years old) not in school & not working

50%

Adults voted in last election

LEARN MORE

- Median family income
- Grandchildren in care of grandparents
- Typical earned income tax credit (EITC) received

- Children living in households with Supplemental Security Income (SSI), cash public assistance income, or Food Stamp/SNAP benefits
- Adults attended public meeting on town or school affairs

Go to: <http://arcg.is/1MCaBWS>



Congressional District 18



Children

22.8%

Children (5-17 years old) speak a language other than English



21%
Hispanic
Children

3.4%

Children are uninsured



Families

Children with working parents

94.5%

Children in poverty

28,182 = 16%

Children living with a single parent

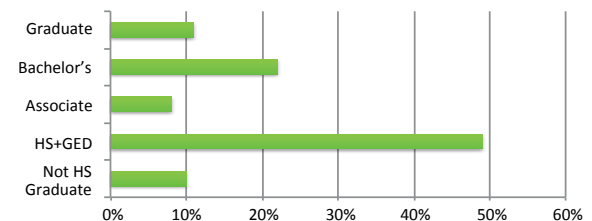


25%



Community

Educational Attainment for Adults, 25-34 years old



3.3%

Youth (16-19 years old) not in school & not working

50%

Adults voted in last election

LEARN MORE

- Median family income
- Grandchildren in care of grandparents
- Typical earned income tax credit (EITC) received

- Children living in households with Supplemental Security Income (SSI), cash public assistance income, or Food Stamp/SNAP benefits
- Adults attended public meeting on town or school affairs

Go to: <http://arcg.is/1MCaBWS>



Congressional District 19



Children

8.8%

Children (5-17 years old) speak a language other than English



10%
Hispanic
Children

4.1%

Children are uninsured



Families

Children with working parents

93.4%

Children in poverty

21,959 = 16%

Children living with a single parent

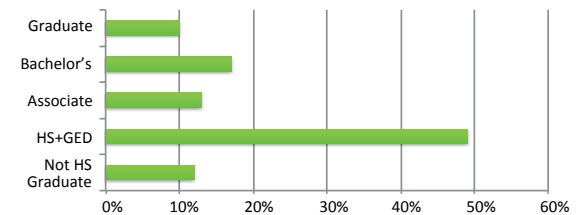


31%



Community

Educational Attainment for Adults, 25-34 years old



6.3%

Youth (16-19 years old) not in school & not working

50%

Adults voted in last election

LEARN MORE

- Median family income
- Grandchildren in care of grandparents
- Typical earned income tax credit (EITC) received

- Children living in households with Supplemental Security Income (SSI), cash public assistance income, or Food Stamp/SNAP benefits
- Adults attended public meeting on town or school affairs

Go to: <http://arcg.is/1MCaBWS>



Congressional District 20



Children

11.5%

Children (5-17 years old) speak a language other than English



10%
Hispanic
Children

2.6%

Children are uninsured



Families

Children with working parents

92.2%

Children in poverty

27,214 = 19%

Children living with a single parent

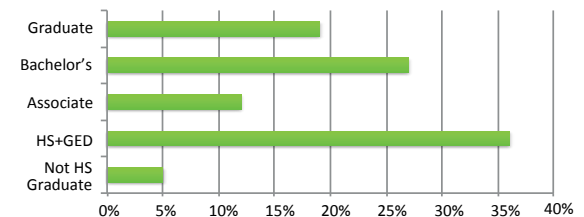


33%



Community

Educational Attainment for Adults, 25-34 years old



3%

Youth (16-19 years old) not in school & not working

51%

Adults voted in last election

LEARN MORE

- Median family income
- Grandchildren in care of grandparents
- Typical earned income tax credit (EITC) received

- Children living in households with Supplemental Security Income (SSI), cash public assistance income, or Food Stamp/SNAP benefits
- Adults attended public meeting on town or school affairs

Go to: <http://arcg.is/1MCaBWS>




Congressional District 21



Children

6.5%

Children (5-17 years old) speak a language other than English



4%
Hispanic
Children

6.1%

Children are uninsured



Families

Children with working parents

90.8%

Children in poverty

32,357 = 22%

Children living with a single parent

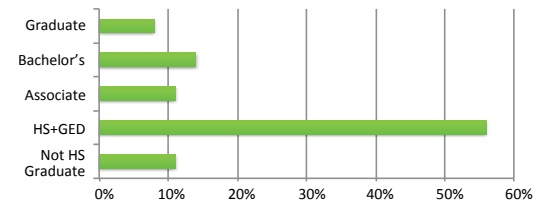


34%



Community

Educational Attainment for Adults, 25-34 years old



5.7%

Youth (16-19 years old) not in school & not working

47%

Adults voted in last election

LEARN MORE

- Median family income
- Grandchildren in care of grandparents
- Typical earned income tax credit (EITC) received

- Children living in households with Supplemental Security Income (SSI), cash public assistance income, or Food Stamp/SNAP benefits
- Adults attended public meeting on town or school affairs

Go to: <http://arcg.is/1MCaBWS>



Congressional District 22



Children

9.4%

Children (5-17 years old) speak a language other than English



6%
Hispanic
Children

4.2%

Children are uninsured



Families

Children with working parents

90.2%

Children in poverty

35,535 = 24%

Children living with a single parent

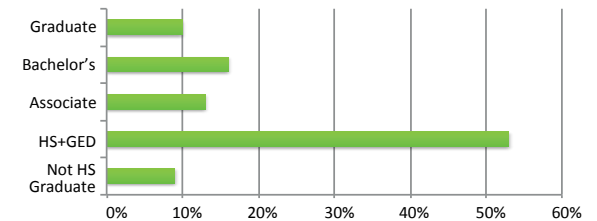


39%



Community

Educational Attainment for Adults, 25-34 years old



4.1%

Youth (16-19 years old) not in school & not working

46%

Adults voted in last election

LEARN MORE

- Median family income
- Grandchildren in care of grandparents
- Typical earned income tax credit (EITC) received

- Children living in households with Supplemental Security Income (SSI), cash public assistance income, or Food Stamp/SNAP benefits
- Adults attended public meeting on town or school affairs

Go to: <http://arcg.is/1MCaBWS>




Congressional District 23



Children

8%

Children (5-17 years old) speak a language other than English



5%
Hispanic
Children

8.4%

Children are uninsured



Families

Children with working parents

90.3%

Children in poverty

35,334 = 25%

Children living with a single parent

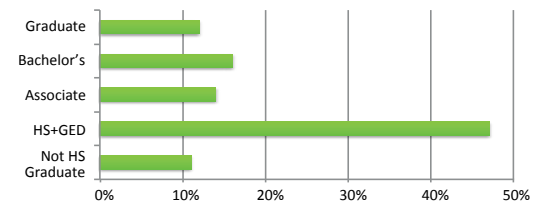


36%



Community

Educational Attainment for Adults, 25-34 years old



5.1%

Youth (16-19 years old) not in school & not working

46%

Adults voted in last election

LEARN MORE

- Median family income
- Grandchildren in care of grandparents
- Typical earned income tax credit (EITC) received

- Children living in households with Supplemental Security Income (SSI), cash public assistance income, or Food Stamp/SNAP benefits
- Adults attended public meeting on town or school affairs

Go to: <http://arcg.is/1MCaBWS>

Source: 2015 NYS Touchstones KIDS COUNT Data Book, Council on Children and Families.



Congressional District 24



Children

9.4%

Children (5-17 years old) speak a language other than English



7%
Hispanic
Children

4.4%

Children are uninsured



Families

Children with working parents

91.2%

Children in poverty

34,353 = 22%

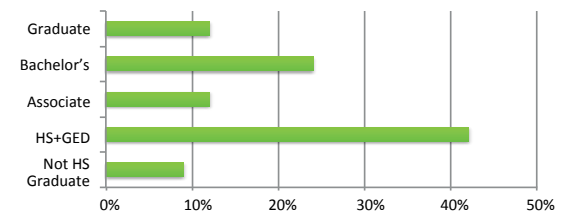
Children living with a single parent

37%



Community

Educational Attainment for Adults, 25-34 years old



4.4%

Youth (16-19 years old) not in school & not working

48%

Adults voted in last election

LEARN MORE

- Median family income
- Grandchildren in care of grandparents
- Typical earned income tax credit (EITC) received

- Children living in households with Supplemental Security Income (SSI), cash public assistance income, or Food Stamp/SNAP benefits
- Adults attended public meeting on town or school affairs

Go to: <http://arcg.is/1MCaBWS>

Source: 2015 NYS Touchstones KIDS COUNT Data Book, Council on Children and Families.



Congressional District 25



Children

13.3%

Children (5-17 years old) speak a language other than English



13%
Hispanic
Children

3.4%

Children are uninsured



Families

Children with working parents

89.4%

Children in poverty

37,721 = 24%

Children living with a single parent

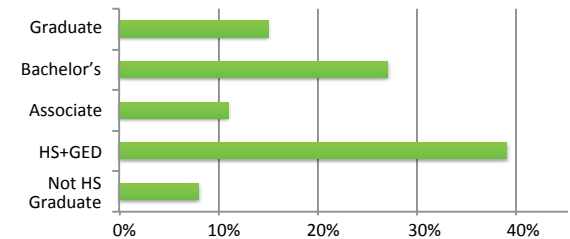


42%



Community

Educational Attainment for Adults, 25-34 years old



4.5%

Youth (16-19 years old) not in school & not working

49%

Adults voted in last election

LEARN MORE

- Median family income
- Grandchildren in care of grandparents
- Typical earned income tax credit (EITC) received

- Children living in households with Supplemental Security Income (SSI), cash public assistance income, or Food Stamp/SNAP benefits
- Adults attended public meeting on town or school affairs

Go to: <http://arcg.is/1MCaBWS>

Source: 2015 NYS Touchstones KIDS COUNT Data Book, Council on Children and Families.



Congressional District 26



Children

12.9%

Children (5-17 years old) speak a language other than English



10%
Hispanic
Children

2.7%

Children are uninsured



Families

Children with working parents

87.6%

Children in poverty

43,352 = 30%

Children living with a single parent

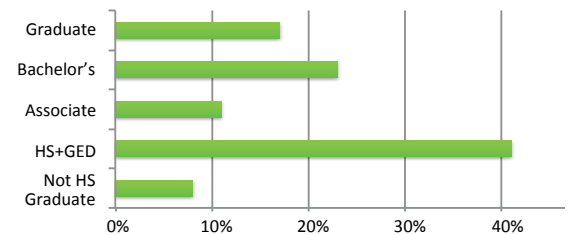


45%



Community

Educational Attainment for Adults, 25-34 years old



5%

Youth (16-19 years old) not in school & not working

46%

Adults voted in last election

LEARN MORE

- Median family income
- Grandchildren in care of grandparents
- Typical earned income tax credit (EITC) received

- Children living in households with Supplemental Security Income (SSI), cash public assistance income, or Food Stamp/SNAP benefits
- Adults attended public meeting on town or school affairs

Go to: <http://arcg.is/1MCaBWS>




Congressional District 27



Children

4.9%

Children (5-17 years old) speak a language other than English



4%
Hispanic
Children

3.9%

Children are uninsured



Families

Children with working parents

94.1%

Children in poverty

17,838 = 12%

Children living with a single parent

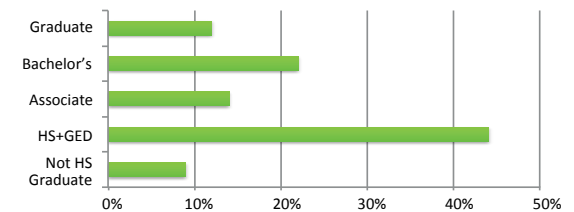


32%



Community

Educational Attainment for Adults, 25-34 years old



4.7%

Youth (16-19 years old) not in school & not working

50%

Adults voted in last election

LEARN MORE

- Median family income
- Grandchildren in care of grandparents
- Typical earned income tax credit (EITC) received

- Children living in households with Supplemental Security Income (SSI), cash public assistance income, or Food Stamp/SNAP benefits
- Adults attended public meeting on town or school affairs

Go to: <http://arcg.is/1MCaBWS>

Source: 2015 NYS Touchstones KIDS COUNT Data Book, Council on Children and Families.